


Totanhah Nakaha Lodge
thanks you for coming!



Totanhah Nakaha Lodge would like to thank Phillippo Scout Reservation and Rangers Dave Pederson and Don Benson for hosting us!

AND

We'll see you at next year's
Section C-1A Conclave in
Blue Earth, Minnesota!



Name: _____

Lodge: _____

My fellow Arrowmen,

On Behalf of Totanhan Nakaha Lodge and Northern Star Council, I would like to welcome you to the 2010 Section C-1A Conclave. I hope you will partake in great brotherhood and fellowship along with all the learning opportunities. Thank you for coming to the 2010 Section C-1A Conclave.

WWW,

Take Twaddle

Totanhan Nakaha Lodge Chief

Arrowmen,

On behalf of the Section, I would like to welcome you to the 2010 Section C-1A Conclave in beautiful Cannon Falls, Minnesota.

Please stop and look around. The green grass; the fresh smell of pine; and scouts playing as they set up their tents.

I encourage you to join and participate in all of the weekend's activities. I'm sure you and I will be seeing a lot of each other this weekend as well.

Remember, we are all about having fun but also about following the 12 points of the Scout Law.

Again, welcome and I will be seeing you soon.

In WWW,

Addison Hendricks

Ka'Niss Ma'Ingan Lodge 196
Section C-1A Chief

2010 Section C-1A Experience Topics Course Descriptions (continued)

4. "OK, I'm An Adviser – Now What" (youth and adults)

This is an "old" cell with NEW experiences especially for adult advisers (even those young adults just going over the 21 hump) who have a number of adult advisers in their chapter or lodge. In addition, sessions on successful unit elections and Scout retention will be presented.

5. Staging the Vigil (youth and adult Vigil Honor Members ONLY)

Everything you always wanted to know about the Vigil Honor will be presented all the way from the selection process, nuts and bolts of the honor to the ceremony symbolism of the honor.

6. Duty to God (youth and adult)

Did you know that fewer Scouts earn their religious award than the rank of Eagle Scout? Did you know that 17% of our Scouts have their very first religious experience ever, in Scouting? This cell will take you through the process and requirements of earning your youth religious emblem (Protestant and Catholic) – it's not that difficult. Adult awards will be briefly mentioned. You will also receive certification to hold the office of Chaplain Aide.

7. 100 Years of Scouting (youth and adult)

Take a trip down "history lane" and view video clips of the 100 years of scouting, the life of our Orders Founder Dr. E. Urner Goodman and other significant people such as W.D. Boyce.

2010 Section C-1A Experience Topics Course Descriptions

1. Train the Trainer/LLDC (for youth and adults)

This three-hour cell will be done by a power point presentation. It is highly encouraged that at least several youth and adult members of each lodge attend this block. It will specifically give in detail the nuts and bolts of putting together your Lodge Leadership Development Conference, which is the training block for all of the lodge and chapter officers and committees.

2. OA 101 or “OA for New Members” (for youth and adults)

If you are one of newest members (Ordeal Honor) then this is the block for you. “Seasoned” youth (young adults) and mature adults will give you background on the Order and how *YOU* fit into it. Your roles, responsibilities and expectations of you as a member will be presented. A reenactment of the original ceremony will be the highlight in this cell. This will also be your time to ask the questions that have been burning in your mind. Central Region Chief, Richie Ferolo, as a presenter.

3. “Using Technology with the OA” (youth and adults)

This is a three-hour cell led by Shawn Johnston and Nick Pedersen who will acquaint you with the techno aspects of technology in terms of OA. Each cell will focus on a different theme of using technology to assist your OA program. Experience 1 will focus on using technology to help plan projects and events. Experience 2 will focus on using collaboration tools to help your leaders and advisers stay on the same page. Experience 3 will focus on communication tools to help get the word out on the street. Whenever possible we will try to show software and services that are free of charge or very low cost. ***So bring your laptops and let the fun begin.***

Phillippo Scout Reservation Code of Conduct

The principles of the Scout Oath and Law as well as the Procedures of the Boy Scouts of America are the foundation of the Northern Star Council camping program. Rules are made for the safety of campers, protection of the environment, and to provide fairness to all.

1. The speed limit at camp is 15 MPH at all times.
2. Only official camp vehicles are allowed on roads beyond the central camp parking lot. No personal vehicles are allowed to stay in camp sites.
3. Everyone arriving at camp must register and must sign out when leaving camp.
4. The condition of all campsites, shelters and equipment will be checked as a unit arrives at camp. Upon departure, all damage to property will be assessed according to the value of the item, the severity of the damage and the cost to repair or replace it.
5. Shoes must be worn at all times while in camp. Aqua shoes may be worn during waterfront activities only.
6. Personal firearms, illegal drugs, and/or ALCOHOLIC BEVERAGES are not permitted at Phillippo Scout Reservation. Anyone in violation of this policy will be dismissed from camp.
7. All properties and facilities of the Northern Star Council are smoke-free.

2010 Section C-1A Conclave Schedule

Friday Night

Time	Event	Location
5:00 pm	Registration begins	Dining Hall
7:00 - 11:00 pm	Wii Games, Cribbage, Patch Trading	Dining Hall
9:00 - 11:30 pm	Cracker Barrel	Dining Hall
10:00 - 10:30	Trainer's Meeting	Gwin Center
10:30 - 11:00	Council of Chiefs Meeting	Gwin Center
11:30 pm	Lights Out	

Saturday Morning

6:00 - 9:00 am	Registration	Dining Hall
7:00 am	Trainer's Breakfast	Dining Hall-North
7:15 - 8:15 am	Breakfast	Dining Hall
8:30 am	Opening Ceremony / Flag Raising	Parade Field
9:00 - 9:50 am	Training Session One	Various Locations
10:00 - 10:50 am	Training Session Two	Various Locations
11:00 - 11:50 am	Training Session Three	Various Locations
Noon - 12:45 pm	Lunch	Dining Hall
Noon - 12:45 pm	VIA Lunch	Gwin Center

Important Notes

Uniforming: As Arrowmen we strive to set the example of proper uniforming. We ask that all participants wear their field uniform (Class A) at the following times: Saturday breakfast through lunch; Saturday evening from chapel services through the Officer Elections, and Sunday breakfast through the Closing Awards Ceremony.

Special Guest: This weekend you can meet and talk with Richie Ferolo, the 2010 Central Region Chief. Be sure to welcome him to our Conclave!

2010 Section C-1A Conclave *EXPERIENCE* Topics (continued)

Cell 5: Staging the Vigil - 3 hour cell (Vigil youth and adult) POWELL SHELTER

Bill Beyer – Lead Adviser

- Experience 1: Vigil Selection Process
- Experience 2: Nuts and Bolts of the Vigil Honor
- Experience 3: Vigil Ceremony Symbolism

Cell 6: Duty to God - 3 Hour Cell (youth and adult) KIPLING SHELTER

Loren Meinke – Lead Adviser

- Experience 1: Youth Religious Emblems (Protestant and Catholic)
- Experience 2: Chaplain Aide Certification

Cell 7: 100 Years of Scouting - 3 Hour Cell (youth and adult) SEONEE SHELTER

Steve Knuth – Lead Adviser

- Experience 1: History of Scouting and the life of Lord Baden-Powell
- Experience 2: Life of O.A.'s Founder Dr. E. Urner Goodman
- Experience 3: Life of Scouting Founders like W. D. Boyce

Cell 8: U. S. Forest Service and the OA (youth and adult) DINING HALL

Steve Schug and Greyling Brandt

- Experience 2: U.S. Forest Service History and Opportunities to Provide Service

2010 Section C-1A Conclave *EXPERIENCE* Topics

Cell 1: Train the Trainer/LLDC – 3 hour cell (youth and adult) GWIN CENTER

Alex Kahler – Lead Cell Adviser

- Experience 1: Train the Trainer
- Experience 2: How to Plan and Conduct an LLDC

Cell 2: OA 101 or OA for New Members (youth and adult) WARMING HOUSE

– Lead Cell Adviser

- Experience 1: OA – What’s It All About
- Experience 2: Histories and Mysteries of the OA
- Experience 3: What Lies Beyond...Ordeal?

Cell 3: Using Technology with the OA - 3 hour cell (youth and adult)

CAMPER CABIN—UPPER LEVEL

Shawn Johnston – Lead Cell Adviser

- Experience 1: Planning
- Experience 2: Collaborating
- Experience 3: Communicating

Cell 4: OK, I’m An Adviser – Now What? (youth and adult)

CAMPER CABIN—LOWER LEVEL

– Lead Cell Adviser

- Experience 1: Advising Advisers in the Chapter
- Experience 2: How to Have Successful Unit Elections
- Experience 3: Scout Retention

2010 Section C-1A Conclave Schedule

Saturday Afternoon

Time	Event	Location
1:00 – 3:00 pm	Native American Pow Wow	Parade Field
1:00 – 1:30 pm	Section Officer Candidate Meeting	Gwin Center
2:30 – 3:30 pm	Lodge Adviser Meeting	Gwin Center
2:30 – 5:30 pm	U. S. Forest Service Presentation	Parade Field
2:30 – 5:30 pm	Climbing Tower/Bouldering Building	Polar Cub Field
2:30 – 5:30 pm	Frisbee Golf	Polar Cub Field
2:30 – 5:30 pm	Tomahawk Throwing	North Range
2:30 – 5:30 pm	Archery	North Range
2:30 – 5:30 pm	Wii Games, Cribbage Tournament	Warming House
2:30 – 5:30 pm	Magic Tournament	Warming House
3:30 – 5:30 pm	Patch Trading	Seonee Shelter
3:30 – 5:30 pm	Ceremony Evaluations	Campfire Ring
5:45 pm	Evening Flag	Parade Field

Trading Post Hours - Dining Hall - North End

Friday Night:	7:00 – 11:00 pm
Saturday Afternoon:	3:00 – 5:30 pm
Saturday Night:	10:00 – 11:30 pm

2010 Section C-1A Conclave Schedule

Saturday Evening

Time	Event	Location
6:00 – 7:00 pm	Supper	Dining Hall
7:00 – 7:30 pm	Chapel	Campfire Ring
7:30 – 8:30 pm	Section Officer Elections	Campfire Ring
8:30 – 9:15 pm	Rededication Ceremony	Campfire Ring
9:15 – 9:45 pm	Scout Memorabilia Auction	Dining Hall – North
9:45 pm	Pie-in-the-Face	Dining Hall – Center
9:45 – 11:15	Brotherhood Bash	Dining Hall
11:30 pm	Lights Out	

Sunday Morning

7:30 – 8:30 am	Breakfast	Dining Hall
8:45 – 9:15 am	Closing Ceremony / Recognitions	OA Campfire Ring
9:30 – 11:00 am	Campsite clean-up / Check-out	
9:30 – 10:30 am	Council of Chiefs Meeting	Gwin Center

2010 – 2011 Section Officer Positions

Have you been really involved in the Order and your Lodge? Are you looking for a different experience that can keep you involved, yet offer new challenges? If so, then you should consider becoming a Section C-1A Officer. There are two basic requirements: The first is that you must be under the age of 21 for the entire term of office and a registered member of the BSA in good standing in a Lodge and Council within the Section boundaries. Second, you must obtain in advance a written letter of approval from your local Scout Executive. All interested candidates must turn this letter in to the Section Adviser by noon Saturday.

Officer Responsibilities

Chief: Presides over meetings of the Council of Chiefs. He provides leadership and motivation at all functions and represents the Section at Area, Regional, and National functions to which he is invited.

Vice Chief: Fills in for the Chief as needed, ensures the Section Conclave is promoted in each of the Lodges, and chairs the Lodge Assistance Program.

Secretary: Takes minutes for all meetings and keeps up-to-date roster of the Council of Chiefs.

Section Officers must attend four meetings each year. Necessary transportation and housing will be provided. The meetings are:

Section Officer Training Seminar	November 19-21, 2010
Winter Council of Chiefs Meeting	Exact date TBD
Spring Council of Chiefs Meeting	Exact date TBD
2011 Section C-1A Conclave:	September 9-11, 2011

Candidates for any of the Section Officer positions must commit to attend all of these meetings if they are elected. In addition, the Chief needs to represent the Section at the National Planning Meeting, December 27-30, 2010.

SummitCorps: The New River Experience

The National Order of the Arrow Committee is pleased to announce SummitCorps - The New River Experience - a hybrid of *ArrowCorps*⁵ and our OA High Adventure programs.

During July 2011, SummitCorps - The New River Experience will provide service to the New River Gorge National River in West Virginia. Upgrading the trail bed of the Garden Grand Hike and Bike Trail, along with invasive species removal, will be the focus of the project. The Garden Grand Hike and Bike Trail connects the New River Gorge National River to the Boy Scout's new high adventure base and home of the Jamboree - The Summit: The Bechtel Family National Reserve.

Lodge contingents have a choice of four sessions to attend - 1) July 3-9, 2) July 10-16, 3) July 17-23, and 4) July 24-30. Similar to *ArrowCorps*⁵ and our High Adventure programs, the week will consist of service and recreation opportunities.

The projected cost for each participant is \$250. Youth and adults may participate in SummitCorps - The New River Experience. Lodge contingents are responsible for transportation to and from the event site. The Charleston, WV and Columbus, OH airports are convenient to the event site.


Participants will be required to meet the BSA High Adventure Height/Weight Requirements found on the BSA Annual Health and Medical Form.

More event information, registration details, and promotional materials will be available by late summer 2010. A series of informational webinars will be held in late summer 2010 to provide more details to section and lodge leadership.

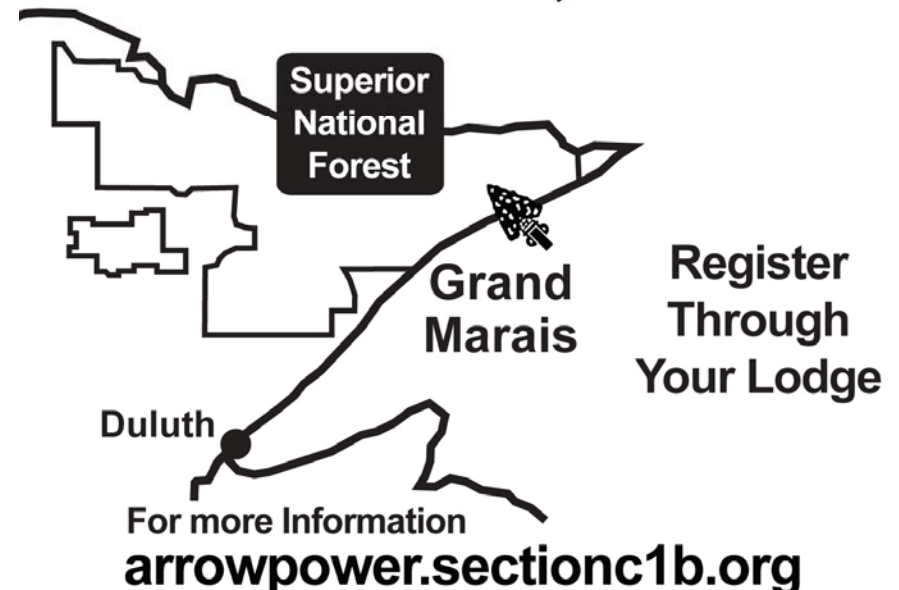
We hope you will join us for this exciting event in 2011!

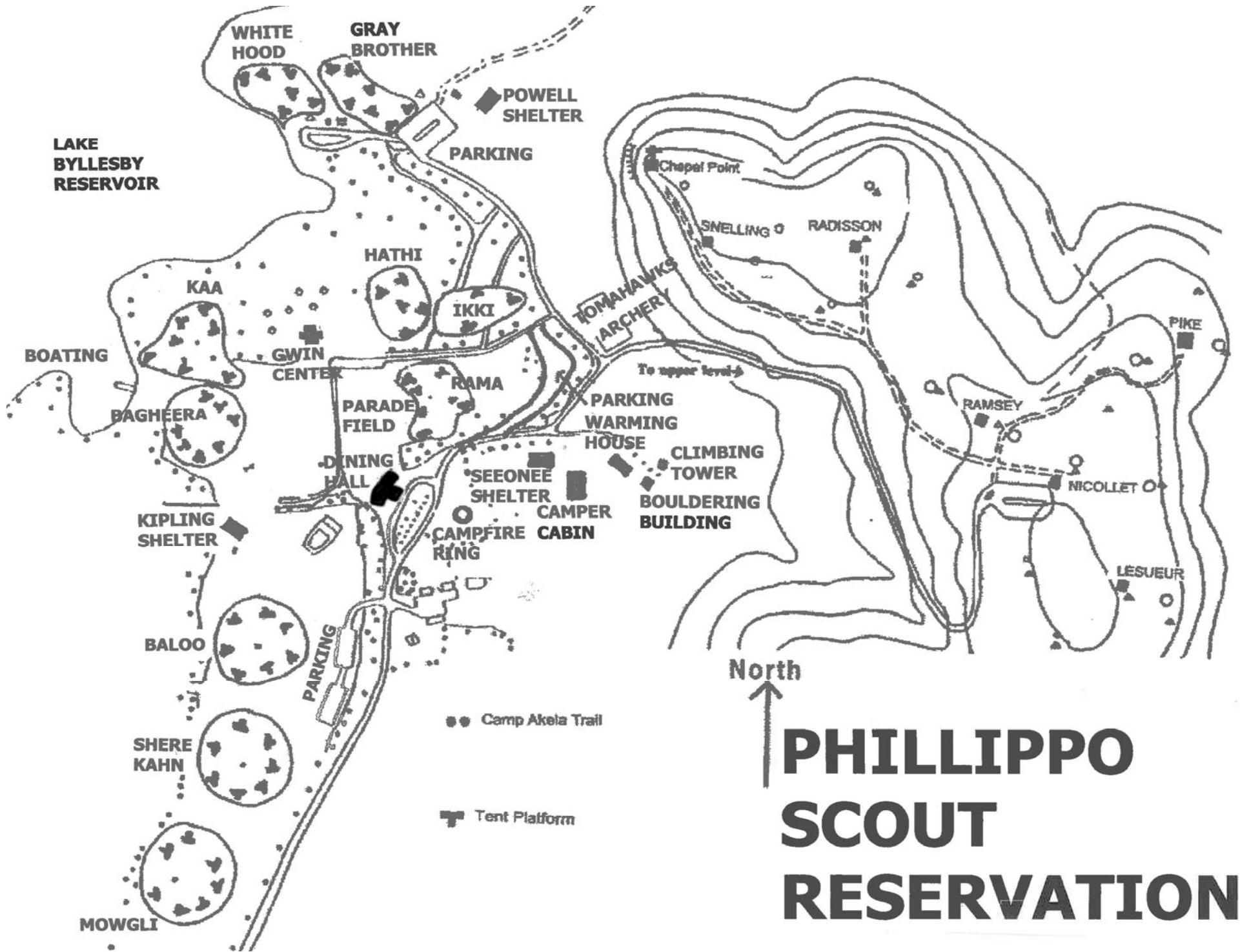
ARROWPOWER2011

SERVICE ON THE SUPERIOR



June 21 - 26, 2011





PHILLIPPO SCOUT RESERVATION